



# Oregon

Theodore R. Kulongoski, Governor

**Department of Transportation**  
Motor Carrier Transportation Division  
550 Capitol Street NE  
Salem OR 97301-2530  
Telephone (503) 373-0000  
FAX (503) 378-2873

## Special Transportation Permit Attachment 74-A (Revised 08-2009)

**Please read this permit carefully!** Corrections must be made before the movement begins. Once the permit is accepted, all permit requirements and conditions must be met. Contact (503) 373-0000 for oversize and/or overweight permits and information. **To operate in Oregon, tax and registration requirements** must also be met. The vehicle's registered weight and tax declared weight for Oregon must reflect the highest weight operated under this permit. Contact ODOT MCTD Registration at (503) 378-6699 for information.

**Permittee and Driver Responsibility** - You are responsible and liable for any and all injury to persons or damage to property and all damage to or destruction of any highway or any highway structure resulting from the oversize or overweight movement. You are responsible for determining adequate clearance, both vertical and horizontal, for movement under this permit. You may be required to furnish proof of liability and property damage insurance and to file either a certified check or a surety bond as deemed necessary.

**The driver is responsible** for complying with all applicable Oregon laws in addition to all permit requirements and provisions. It is the drivers responsibility to determine if local road conditions are hazardous, unless the Department of Transportation has closed or posted signs on the highway displaying restrictions due to weather/road conditions in the area. In such cases the permitted vehicle must leave the highway at the next available exit, truck stop, rest area, or next available safe parking place and shall not proceed until the hazardous condition abates.

**This is a brief summary** of regulations for vehicle combinations transporting loads which are reducible or can be readily dismantled and which may have a gross weight of more than 80,000 pounds. A complete copy of Oregon Administrative Rule, Chapter 734 Division 74 is available at the address shown on this attachment or at our Website: [www.odot.state.or.us/trucking](http://www.odot.state.or.us/trucking).

**This permit is not valid** for triple trailer combinations if the permit holder receives an **unsatisfactory safety rating** from USDOT or the equivalent unsatisfactory safety rating from Oregon Motor Carrier Transportation Division (MCTD). **This permit is not valid for vehicles** licensed, or which can be used as recreational vehicles as defined by ORS 446.003(36), or to any combination of more than two vehicles not used exclusively for commercial purposes and subject to ORS Chapters 823 and 825.

**This permit is valid for the time period specified on the permit**, which may be up to one year from the effective date. The department may cancel a permit if the permit holder violates any permit terms or conditions, obtained it improperly or if public interest requires cancellation. **Triple Trailer mileage** must be reported to the MCTD annually on Form 735-9730, Triples Mileage Report. To obtain this report form, call (503) 373-0000.

**County roads and city streets are not authorized** by this permit. To operate over these roads or streets, you must obtain a permit from the appropriate road authority. **Highways or structures may be posted to reduce size or weight limits.** Drivers shall not exceed posted load limits regardless of the weights authorized by this permit. **Spacing Interval** - The convoy movement of two or more vehicles required to display oversize, long load or wide load signs is strictly prohibited, unless specifically authorized on the permit. All slow-moving lanes and turnouts must be used to allow following traffic to pass.

**Continuous trip permits may have specific routing** that must be made in the sequence shown on the permit or may have route maps attached displaying routes authorized by the permit. Drivers must comply with all permit instructions, conditions and restrictions. **This permit does not authorize the use of detour routes** unless your permit specifically allows the use of the route at the size and weight of your load and vehicle(s). Detour routes are temporary routes that are established primarily for legal size and legal weight vehicles. You may call the Over Dimensional Permit Unit for more information.

**Manufacturer's Gross Vehicle Weight Rating (GVWR):** In no instance may the vehicle combination exceed the manufacturer's GVWR for the vehicle or the vehicle combination and load.

**If equipped with an Auxiliary or Variable load axle(s)**, they shall be deployed when the axle, tandem axle or group of axles exceeds the axle weight or bridge formula limits allowed by ORS 818.010. The control for the lift axle may be mounted inside the cab of the power unit provided that it limits the axle to the complete up or complete down position. The control device for the lift axle which allows adjustment to increase or decrease loading on the vehicle shall not be accessible from the cab. The axle must always distribute the load so no axle, tandem axle or group of axles exceeds the legal weight limits or bridge formula limits. The lift axle assembly (including axles, tires, and brakes) must be adequate to carry the weight loading.

**Maximum allowable weight** is determined by the number of axles and the wheelbase between those axles. Gross weight may not exceed the sum of permissible axle, tandem axle or group of axle weights, whichever is less. The maximum allowable weights are shown on the back of the attached maps. All single axles of triple trailer combinations must have four tires except for the steering axle of the power unit and lift axles which may have two tires. In any triples combination, the first two cargo carrying units, including the power unit, may not weigh more than 80,000 pounds unless the power unit is equipped with tandem drive axles.

**The minimum speed** for permitted vehicle combinations must be within 20 miles per hour of the posted truck speed. On steep grades where a minimum speed within 20 miles per hour of the posted truck speed cannot be maintained, the combination of vehicles shall activate 4-way flashers. Horsepower must be adequate to maintain a minimum speed of 20 miles per hour except on grades the State Highway Engineer deems are impractical. A list of those grades are shown on the reverse of Route Map 5. **Speeding is a permit violation.** Combinations of vehicles authorized by these rules may not exceed the posted speed or basic speed rule laws described in ORS Chapter 811. The penalty for violation of this rule is that provided by ORS 818.420(2).

**Triple trailer combinations:**

- Power units may be equipped with a single drive axle. The axle must be equipped with 4 tires.
- A tandem drive axle may use 2 tires if the tire width is a minimum of 15 inches and each axle of the tandem drive axle transmits motive power to the road surface.
- May consist of a motor truck and two self supporting trailers. A motor truck in this combination may not exceed 35 feet in overall length, or a truck-tractor and semitrailer drawing two self supporting trailers.
- May have an overall length of 105 feet; the self supporting trailers or semitrailers shall be reasonably uniform in length (not more than 8 feet variance); and the third trailer cannot be a liquid cargo tank. When the weight difference between any trailer or semitrailer is 1500 pounds or more, the trailers shall be placed from the heaviest to the lightest, with the lightest being placed to the rear.
- This combination of vehicles may tow an unladen dolly used to transport a third load carrying semitrailer, provided the combination, including the dolly, does not exceed 85 feet.
- Shall have a visible and fully operable method of adjustment to eliminate slack in the hitch mechanism. The device used may be air chamber operated or it may be adjustable by mechanical cam method.
- Must have headlights illuminated any time the windshield wipers are used.
- Must have a warning sign with the legend “LONG LOAD” displayed on the back of the rearmost vehicle. The sign shall be 7 feet wide by 18 inches high with letters that are 10 inches high with 1 5/8 inch stroke width. Signs must be kept in good repair, free from dirt, grease and road film to be clearly readable to following drivers. **Warning signs with a reflectorized yellow background** are required for triple trailer combinations operating during the hours of darkness.

**Operating Hours and Days**

Triples Combinations may operate on a 24-hour, seven day a week basis, except as shown below:

<b>Weekend Restrictions</b>	<b>Observed Holiday Restrictions for New Year’s Day, Memorial Day, Independence Day, Labor Day, Thanksgiving Day, Christmas Day</b>	<b>Weather Restrictions</b>
<p>NOT ALLOWED on Green Routes shown on Route Map 5:</p> <p>From 5 PM Friday until 10 PM Sunday</p>	<p>NOT ALLOWED on Blue &amp; Green Routes shown on Route Map 5, when holiday is observed on:</p> <p>MONDAY -- From 4 PM Friday until Sunrise Tuesday</p> <p>FRIDAY -- From 4 PM Thursday until Sunrise Monday</p> <p>ANY OTHER DAY of the WEEK -- From 4 PM the Day Proceeding until 12:01 AM the Day Following the Holiday</p> <p>THANKSGIVING --From Noon Wednesday until Sunrise Monday</p>	<p>NOT ALLOWED</p> <p>When road surfaces are other than bare or wet pavement such as those having frost, ice, sleet or snow on the roadway</p> <p>When wind or other conditions may cause the unit or any part thereof to swerve, to whip, to sway or fail to follow substantially in the path of the towing vehicle.</p> <p>When visibility is less than 500 feet due to snow, mist, rain, dust, smoke, fog or other atmospheric conditions.</p> <p>For Road and Weather conditions call <b>1-800-977-6368</b> in state and <b>1-503-588-2941</b> out of state.</p>

<b>Triple Combinations</b>	<b>See Permit Maps for Approved Routes &amp; Other Pertinent Information</b>		
	Approved Load Length	Approved Lengths	Approved Routes
<p>Truck Tractor-Semitrailer-Trailer-Trailer</p> <p>Truck-Trailer-Trailer</p>	<p>Not to extend beyond the rear of any trailer more than 5'</p>	<p>105' Overall</p> <p>35' motor trucktrailers must be uniform in length</p>	<p>Map 5</p> <p>Black, Green &amp; Blue routes</p>
<p>Truck Tractor-Semitrailer-Trailer-Dolly</p>		<p>85' Overall</p>	

### **Triple Trailer Driver Requirements**

- All triple trailer drivers must have a current Commercial Drivers License with a doubles/triples endorsement and no airbrake restriction.
- Triple trailer drivers and all individuals and companies operating triple trailers must comply with Part 391 -- Qualifications of Drivers of the Federal Motor Carrier Safety Regulations (FMCSR) and Part 395 -- Driver Hours of Service. Driver exemptions as set forth in Section 391.67 of the FMCSR shall not apply to triple trailer drivers.
- Triple trailer drivers must have a minimum of one-year experience driving commercial vehicle combinations.
- Triple trailer drivers must be directly supervised by the company or individual holding the triple trailer permit.
- Triple trailers may not be operated by any driver convicted of two or more speeding violations in Oregon as provided by ORS Chapter 811 within the last three years while operating a triple trailer combination after being informed by ODOT that the driver is disqualified and may not be operated by a driver if suspension or revocation of driving privileges arises from operation of a commercial motor vehicle in any state or province during the past three years.

### **SPLASH AND SPRAY SUPPRESSANT DEVICE REQUIREMENTS**

Each vehicle combination exceeding 80,000 pounds, and all triple trailer combinations regardless of weight, are required to obtain an Extended Weight Variance Permit. In addition to the mudguard/fender requirements described in ORS 815.180 and ORS 815.182, vehicle combinations exceeding 80,000 pounds, and all triple trailer combinations regardless of weight, are required to comply with the following minimum splash and spray devices when wet road conditions exist:

#### **MINIMUM SPLASH AND SPRAY SUPPRESSANT DEVICE REQUIREMENTS:**

##### **A. Mudguards, Fenders are required:**

- (1) The mudguard or fender must be installed behind **each** axle, tandem axle or group of axles, and behind any axle where the distance between the inside tread of two consecutive axles is more than 5 feet apart;
- (2) The mudguard or fender shall be placed no more than 5 feet behind the rear tire of each axle that requires a mudguard or fender; and;
- (3) The mudguard or fender must comply with the requirements described in ORS 815.180 and ORS 815.182, shall not be more than 10 inches above the surface of the highway or, if attached to the rear of a dump box that elevates for unloading, not more than 13 inches above the surface of the highway, and cannot be more than **5 feet** behind the tread of the last axle.

##### **B. Side Skirts are required and:**

- (1) Must be installed on all non-pivoting axle(s);
- (2) Must be attached to the vehicle at the forward most point to the rear most point of the tread of each tire considered separately. Except to allow for clearance lights and tie down devices, there shall not be a gap at the top of the side skirt where it attaches to the vehicle;
- (3) Must be constructed of a stiff, durable material that is impervious to water and capable of deflecting water or other wet substances that may be picked up and carried by the tires or wheels. Bristle type material(s), also known as Hula Skirts, may qualify as a side skirt as long as they meet the placement standards shown in this section.
- (4) In lieu of a side skirt, a fender with an outer lip extending from the body of the vehicle may be used **providing** it meets the side skirt requirements (1) through (3) shown above.

### **Exemptions From Splash And Spray Suppressant Device Requirements**

#### **Exempt from Splash and Spray Suppressant Device Requirements:**

A motor truck that is not equipped with a body (for example a log truck);  
A pole trailer.

#### **Exempt only from the Side Skirts Splash and Spray Suppressant Device Requirement:**

A jeep;  
A booster;  
A lowboy;  
A container chassis;  
A frame rail trailer.

**Unless otherwise exempt by statute or rule, all vehicles must meet the mudguard and fender requirements described in ORS 815.180 and ORS 815.182.**

## ILLUSTRATIONS

Figure 1 - Placement of Mudguards or Fenders & Side Skirts

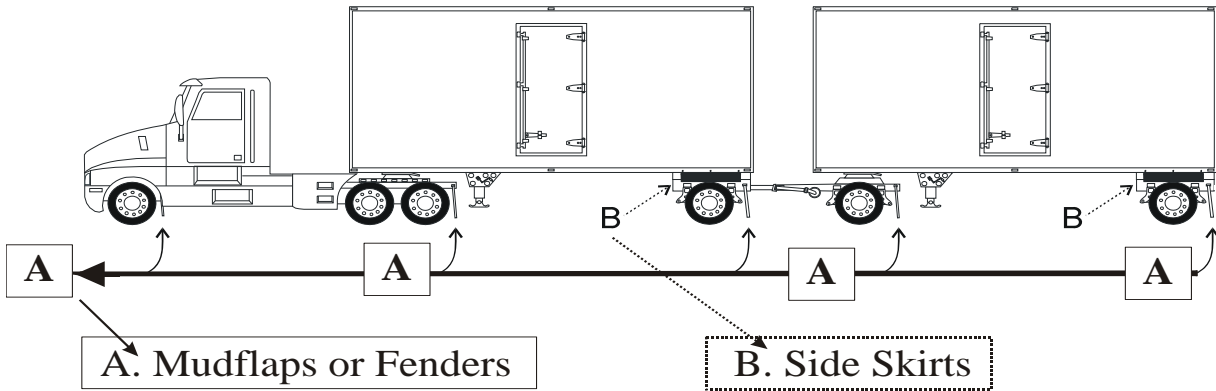
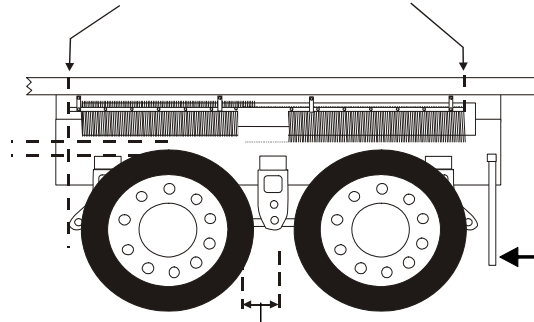


Figure 2 - Side Skirt Requirement

Side Skirt unit must extend from the forward most point to the rear most point of the tread of each tire on all non-pivoting axles.



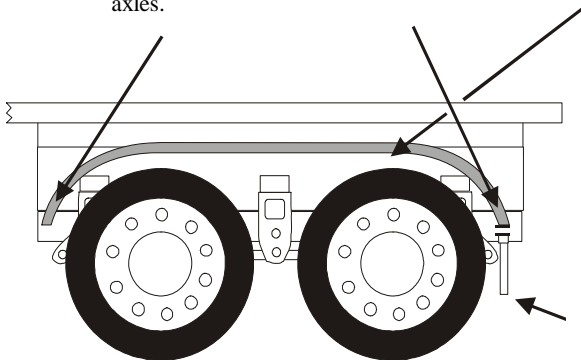
The mudguard or fender must comply with the requirements in ORS 815.180 and ORS 815.182, shall not be more than 10 inches above the surface of the highway, or, if attached to the rear of a dump box that elevates for unloading, not more than 13 inches above the surface of the highway, and cannot be more than **5 feet** behind the tread of the last axle.

Requires a mudguard between axles if more than **5 feet** distance between inside tread of tires.

Figure 3 - Fender (Side Skirt) Requirement

Side Skirt (fender) must extend from the forward most point to the rear most point of the tread of each tire on all non-pivoting axles.

In lieu of Side Skirts, a fender with an outer lip may be used providing it meets other side skirt requirements.



The mudguard or fender must comply with the requirements in ORS 815.180 and ORS 815.182, shall not be more than 10 inches above the surface of the highway, or, if attached to the rear of a dump box that elevates for unloading, not more than 13 inches above the surface of the highway, and cannot be more than **5 feet** behind the tread of the last axle.