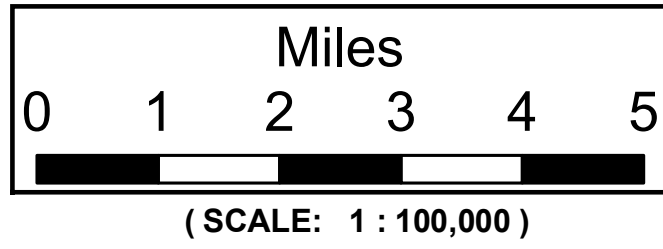


MARION COUNTY, OREGON

DEPARTMENT OF PUBLIC WORKS

RESTRICTIONS ON OVERSIZE/OVERWEIGHT VEHICLES AND COMBINATIONS



REFER TO ORS FOR GENERAL RESTRICTIONS ON SIZE AND WEIGHT

OVERWIDTH/OVERHEIGHT - ANY VEHICLE OR COMBINATION OF VEHICLES OVER 8 FEET 6 INCHES WIDE OR 14 FEET HIGH SHALL OBTAIN A PERMIT TO TRAVEL ON ANY MARION COUNTY ROAD.

The symbols printed on Maps 1 and 2 indicate restrictions for length, weight and vertical clearance for vehicles traveling on Marion County roads.

RED ROUTES are restricted to ORS limits.

A special Red Route Permit is required for the following vehicles and combinations of vehicles to operate on RED ROUTES within Marion County in addition to any other Marion County transportation permit.

1. Any single vehicle over 40 feet overall length.
2. Any combination of vehicles over 60 feet overall length; except log truck/pole trailers which are allowed 65 feet overall length.
3. Any vehicle within a combination of vehicles over 40 feet in length.

RED HASH ROUTES are limited to the Red Route Restrictions above, AND 15 Tons Weight Limit. Applies to IKE MOONEY Road and REES HILL Road.

GREEN ROUTES The following vehicles and combinations of vehicles are required to possess a Marion County Transportation Permit to operate on GREEN ROUTES as indicated by Maps 1 and 2 if the:

1. TRUCK-TRACTOR/SEMITRAILER or TRUCK/TRAILER combination is over 75 feet overall length; if semitrailer is over 53 feet long; or if combination is over 80,000 pounds gross weight.
2. LOG TRUCK/ POLE TRAILER combination is over 75 feet overall length or if combination is over 80,000 pounds gross weight.
3. TRUCK-TRACTOR/SEMITRAILER/FULL TRAILER (DOUBLES) combination is over 75 feet overall length and/or the combination is over 80,000 pounds gross weight. No vehicle in the combination shall exceed 40 feet.

STATE HIGHWAYS Contact the Motor Carrier Transportation Division Overdimensional Permit Unit for information at 1 - 503 - 373 - 0000

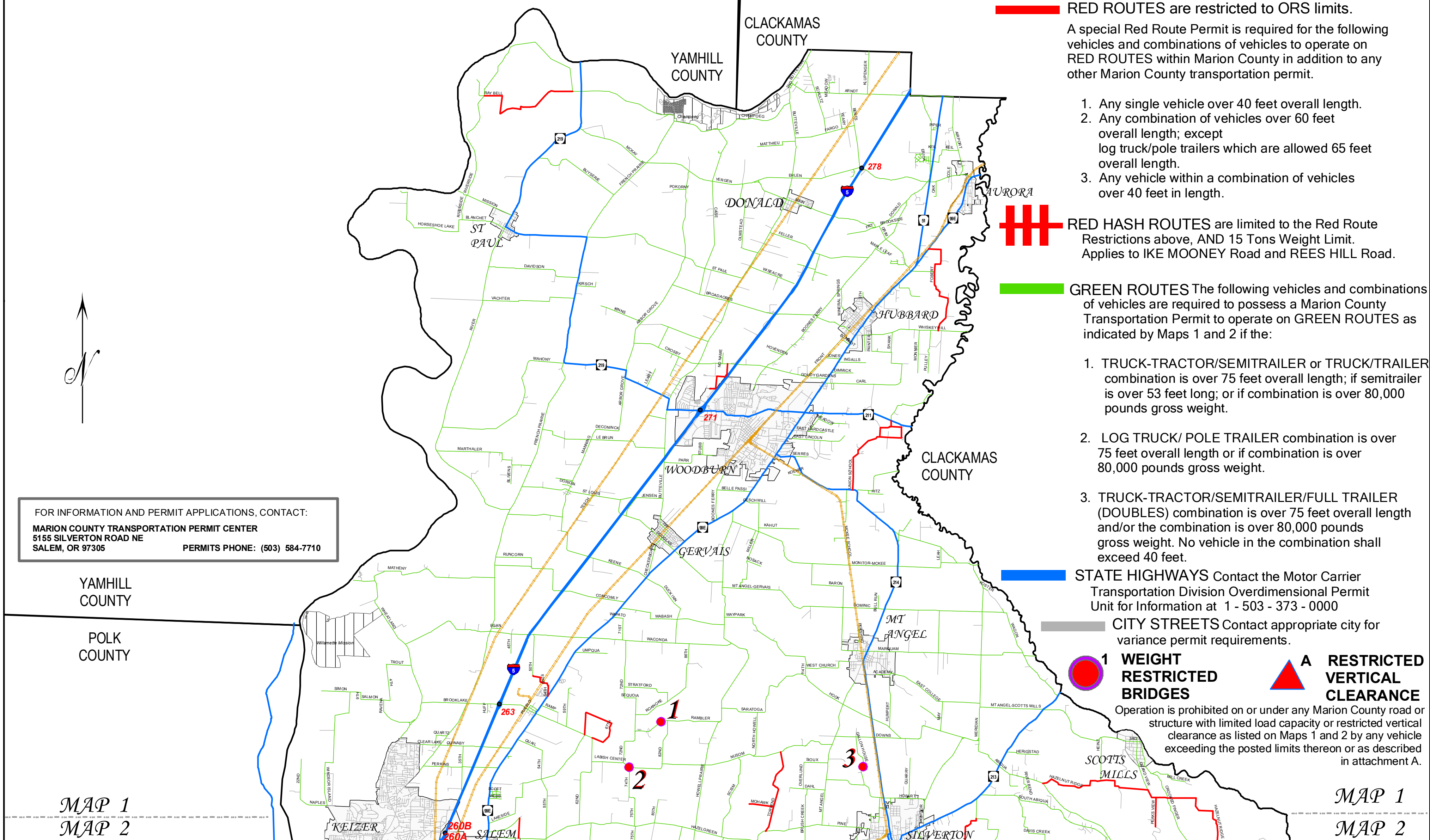
CITY STREETS Contact appropriate city for variance permit requirements.

1 WEIGHT RESTRICTED BRIDGES

A RESTRICTED VERTICAL CLEARANCE

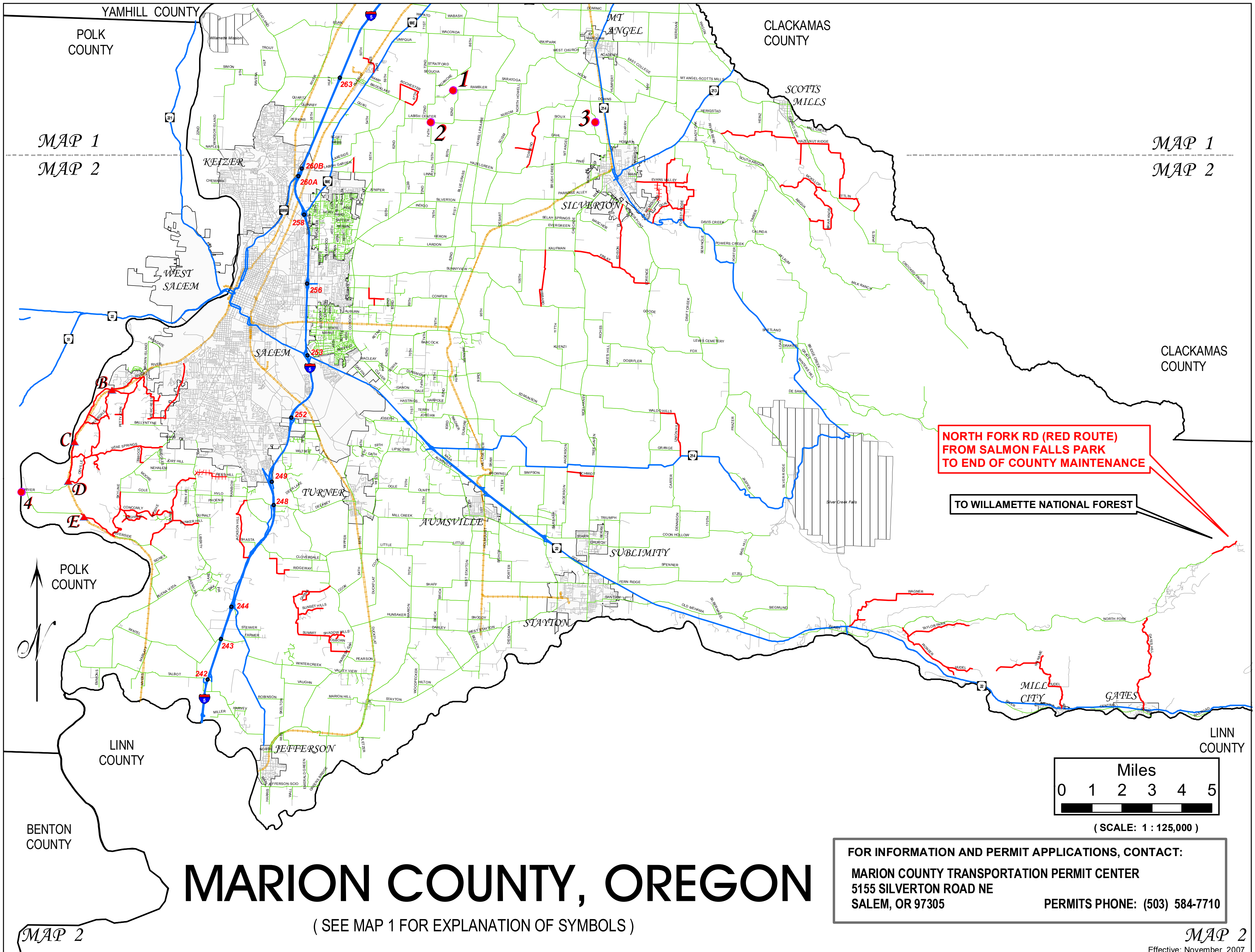
Operation is prohibited on or under any Marion County road or structure with limited load capacity or restricted vertical clearance as listed on Maps 1 and 2 by any vehicle exceeding the posted limits thereon or as described in attachment A.

FOR INFORMATION AND PERMIT APPLICATIONS, CONTACT:
MARION COUNTY TRANSPORTATION PERMIT CENTER
5155 SILVERTON ROAD NE
SALEM, OR 97305
PERMITS PHONE: (503) 584-7710



MAP 1
MAP 2

MAP 1
MAP 2

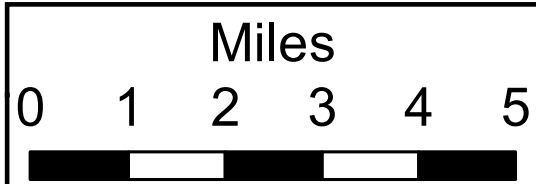


MAP 1
MAP 2

MAP 1
MAP 2

**NORTH FORK RD (RED ROUTE)
FROM SALMON FALLS PARK
TO END OF COUNTY MAINTENANCE**

TO WILLAMETTE NATIONAL FOREST



(SCALE: 1 : 125,000)

FOR INFORMATION AND PERMIT APPLICATIONS, CONTACT:
MARION COUNTY TRANSPORTATION PERMIT CENTER
 5155 SILVERTON ROAD NE
 SALEM, OR 97305
 PERMITS PHONE: (503) 584-7710

MARION COUNTY, OREGON

(SEE MAP 1 FOR EXPLANATION OF SYMBOLS)

MAP 2

MAP 2